



2013 QBE



Delivering Certainty

Round 4 & 5 : Sydney Motorsports Park : August 1 - 4

PROSTOCK

Round 4 - Race 1

Date: 03/08/13
Event: R03
Weather: Mostly sunny - Temp: 14.6C
Track: Dry - Temp: 22.3C

Started at: 10:10:59
Laps: 9
Starters: 21
Printed at: 10:28

PROVISIONAL CLASSIFICATION

Pos	No	Gr	Name	Class	Machine	Laps	Race Time	Behind	Fastest Lap	On Lap	Top Speed
1	20	A	Matt WALTERS (NSW) / Rover Coaches / Kawasaki Connection		Kawasaki ZX10R	9	13:59.886		1:32.287	5	282
2	26	A	Sean CONDON (NSW) / BikeBiz Ipone Swann Insurance Racing		Kawasaki ZX10R	9	14:04.296	4.410	1:32.862	2	290
3	51	A	Dustin GOLDSMITH (NSW)		Kawasaki ZX10R	9	14:05.030	5.144	1:32.819	3	282
4	60	A	Ben BURKE (NSW) / BC Performance by Bikesconnect / A1 Motorcycles		Kawasaki ZX10R	9	14:10.418	10.532	1:33.326	3	294
5	21	A	Craig McMARTIN (NSW)		Ducati	9	14:14.216	14.330	1:33.631	3	271
6	15	A	Ben NICOLSON (VIC) / NextGen Motorsports / Dynotech / Maxima / BMW		BMW S RR	9	14:15.370	15.484	1:33.468	3	290
7	96	C	Mathew HARDING (NSW) / K&R Hydraulics / Kawasaki Connection	CD	Kawasaki ZX10R	9	14:17.683	17.797	1:33.419	7	299
8	30	D	Angus REEKIE (QLD) / KTM Racing / Motorex / Bendix / Bell Helmets / Power Parts	CD	KTM RC8R	9	14:17.924	18.038	1:34.141	5	264
9	47	B	Paul BYRNE (NSW) / Central Coast Performance / Piping the World		Suzuki GSX-R	9	14:21.132	21.246	1:34.089	7	290
10	22	B	Nathan HOUTERMAN (QLD)		Honda CBR RR	9	14:21.413	21.527	1:34.597	6	274
11	66	A	Adam CHRISTIE (SA) / Ace Racing - Moto Adelaide		BMW S RR	9	14:26.013	26.127	1:34.213	8	290
12	39	C	Robert MORTON (TAS)	CD	Honda CBR RR	9	14:35.031	35.145	1:35.524	3	278
13	74	B	Andrew KINGS (NSW)		Kawasaki ZX10R	9	14:57.214	57.328	1:37.625	7	286
14	17	B	Sophie LOVETT (NSW) / Cessnock KTM / Central Coast Harley Davidson / ARAI		Kawasaki ZX10R	9	14:57.486	57.600	1:37.849	9	286
15	79	C	Di JONES (NSW)	CD	BMW S RR	8	14:05.894	1 Lap	1:43.205	2	267
16	58	D	Greg WATSON (NSW)	CD	Kawasaki ZX10R	8	14:07.032	1 Lap	1:42.591	7	267
17	29	D	Patrick LEE (VIC) / BC Performance by Bikesconnect / A1 Motorcycles	CD	Aprilia RSV4	8	14:10.585	1 Lap	1:44.586	7	264
DNF	34	A	Brayden CARR (NSW)		Kawasaki ZX10R	7	12:02.462	2 Laps	1:35.529	3	286
DNF	73	D	Rohan WOOD (WA)	CD	Kawasaki ZX10R	2	3:21.993	7 Laps	1:37.406	2	286
DNF	19	A	Phil LOVETT (NSW) / Cessnock KTM / Lovetts Earthmoving / Central Coast Harley Dav.		Kawasaki ZX10R	1	1:39.624	8 Laps	1:39.624	1	271
DNF	57	B	Joel HUGHES (NSW) / BC Performance by Bikesconnect / A1 Motorcycles		Kawasaki ZX10R	0		9 Laps			58

Fastest Lap was 1:32.287 by Matt WALTERS (NSW)

New race lap record for PS class - Previous: 1:34.864 by Patrick MEDCALF (NSW) on a Yamaha YZF-R1 set on 09/08/09

*** Rider 58 (Greg WATSON (NSW)) - 10 second penalty imposed by Clerk of Course for jumped start ***

The results are provisional until the end of the time limit for protests and appeals.

Chief Time Keeper - Scott Laing

Clerk of Course - Tom Williams



Computime Race Timing Systems Pty Ltd © 1996
Licensed to Computime Race Timing Systems
www.computime.com.au
COMPUTIME RACE TIMING SYSTEMS PTY LTD
9 Timber Lane, Glen Waverley, Vic 3150. Ph : 0418 17 13 17
E-mail : scott@computime.com.au





2013 QBE



Delivering Certainty

Round 4 & 5 : Sydney Motorsports Park : August 1 - 4

PROSTOCK

Round 4 - Race 1

Date: 03/08/13
Event: R03
Weather: Mostly sunny - Temp: 14.6C
Track: Dry - Temp: 22.3C

Started at: 10:10:59
Laps: 9
Starters: 21
Printed at: 10:28

PROVISIONAL LAP TIMES

No	Name	Lap 1	Lap 2	Lap 3	Lap 4	Lap 5	Lap 6	Lap 7	Lap 8	Lap 9
15	Ben NICOLSON (VIC)	1:42.516	1:34.533	1:33.468	1:34.223	1:34.134	1:34.178	1:34.047	1:34.006	1:34.265
17	Sophie LOVETT (NSW)	1:46.817	1:39.626	1:38.709	1:39.046	1:38.796	1:39.332	1:38.726	1:38.585	1:37.849
19	Phil LOVETT (NSW)	1:39.624								
20	Matt WALTERS (NSW)	1:36.953	1:32.338	1:32.311	1:32.663	1:32.287	1:32.758	1:33.125	1:33.206	1:34.245
21	Craig McMARTIN (NSW)	1:39.497	1:33.803	1:33.631	1:33.836	1:34.195	1:35.287	1:34.650	1:34.695	1:34.622
22	Nathan HOUTERMAN (QLD)	1:42.297	1:35.528	1:34.966	1:34.936	1:34.907	1:34.597	1:34.721	1:34.813	1:34.648
26	Sean CONDON (NSW)	1:38.097	1:32.862	1:32.960	1:33.116	1:33.147	1:33.393	1:32.877	1:33.432	1:34.412
29	Patrick LEE (VIC)	1:53.654	1:44.986	1:45.088	1:46.095	1:45.473	1:45.164	1:44.586	1:45.539	
30	Angus REEKIE (QLD)	1:41.185	1:34.566	1:34.768	1:34.791	1:34.141	1:34.485	1:34.320	1:34.594	1:35.074
34	Brayden CARR (NSW)	1:41.879	1:36.142	1:35.529	1:36.383	1:35.749	1:43.386	2:13.394		
39	Robert MORTON (TAS)	1:44.220	1:35.859	1:35.524	1:35.556	1:35.899	1:35.969	1:35.882	1:38.002	1:38.120
47	Paul BYRNE (NSW)	1:43.182	1:35.109	1:35.821	1:34.229	1:34.737	1:34.340	1:34.089	1:34.742	1:34.883
51	Dustin GOLDSMITH (NSW)	1:39.241	1:33.371	1:32.819	1:32.852	1:33.110	1:33.113	1:33.433	1:33.288	1:33.803
58	Greg WATSON (NSW)	1:52.783	1:43.907	1:43.190	1:43.684	1:43.558	1:42.971	1:42.591	1:44.348	
60	Ben BURKE (NSW)	1:40.397	1:33.638	1:33.326	1:33.524	1:34.201	1:34.083	1:33.853	1:33.656	1:33.740
66	Adam CHRISTIE (SA)	1:43.304	1:35.219	1:35.631	1:37.029	1:35.664	1:34.723	1:34.941	1:34.213	1:35.289
73	Rohan WOOD (WA)	1:44.587	1:37.406							
74	Andrew KINGS (NSW)	1:46.631	1:39.465	1:38.705	1:39.512	1:38.969	1:39.647	1:37.625	1:38.193	1:38.467
79	Di JONES (NSW)	1:49.028	1:43.205	1:44.112	1:43.257	1:45.624	1:44.844	1:50.312	1:45.512	
96	Mathew HARDING (NSW)	1:42.581	1:35.651	1:35.282	1:34.848	1:34.166	1:33.686	1:33.419	1:33.947	1:34.103

*** Rider 58 (Greg WATSON (NSW)) - 10 second penalty imposed by Clerk of Course for jumped start ***

The results are provisional until the end of the time limit for protests and appeals.

Scott Laing
Chief Time Keeper - Scott Laing

Tom Williams
Clerk of Course - Tom Williams



Computime Race Timing Systems Pty Ltd © 1996
Licensed to Computime Race Timing Systems
www.computime.com.au

COMPUTIME RACE TIMING SYSTEMS PTY LTD
9 Timber Lane, Glen Waverley, Vic 3150. Ph : 0418 17 13 17
E-mail : scott@computime.com.au





2013 QBE



Delivering Certainty

Round 4 & 5 : Sydney Motorsports Park : August 1 - 4

PROSTOCK

Round 4 - Race 1

Date: 03/08/13
Event: R03
Weather: Mostly sunny - Temp: 14.6C
Track: Dry - Temp: 22.3C

Started at: 10:10:59
Laps: 9
Starters: 21
Printed at: 10:28

PROVISIONAL SPLIT TIMES

Lap	Split 1	Split 2	Split 3	Lap Time	Speed	Lap	Split 1	Split 2	Split 3	Lap Time	Speed
15 Ben NICOLSON (VIC) (6th)						8	28.612	39.936	24.658	1:33.206	282
1	36.112	41.469	24.935	1:42.516	290	9	29.365	40.105	24.775	1:34.245	274
2	29.251	40.567	24.715	1:34.533	274						
3	28.801	39.978	24.689	1:33.468	290	21 Craig McMARTIN (NSW) (5th)					
4	28.776	40.487	24.960	1:34.223	278	1	34.193	40.308	24.996	1:39.497	271
5	28.923	40.307	24.904	1:34.134	282	2	28.880	40.101	24.822	1:33.803	264
6	29.025	40.279	24.874	1:34.178	274	3	28.566	40.012	25.053	1:33.631	267
7	28.921	40.200	24.926	1:34.047	267	4	28.589	40.296	24.951	1:33.836	264
8	28.773	40.373	24.860	1:34.006	286	5	28.844	40.446	24.905	1:34.195	267
9	28.862	40.265	25.138	1:34.265	286	6	28.842	40.326	26.119	1:35.287	264
						7	28.869	40.640	25.141	1:34.650	260
						8	28.937	40.680	25.078	1:34.695	260
						9	28.770	40.617	25.235	1:34.622	267
17 Sophie LOVETT (NSW) (14th)						22 Nathan HOUTERMAN (QLD) (10th)					
1	37.899	42.871	26.047	1:46.817	286	1	36.174	40.855	25.268	1:42.297	260
2	30.697	42.717	26.212	1:39.626	286	2	29.156	40.742	25.630	1:35.528	257
3	30.386	42.163	26.160	1:38.709	278	3	29.077	40.593	25.296	1:34.966	257
4	30.446	42.154	26.446	1:39.046	286	4	29.253	40.339	25.344	1:34.936	260
5	30.415	42.216	26.165	1:38.796	278	5	29.149	40.482	25.276	1:34.907	264
6	30.698	42.464	26.170	1:39.332	282	6	29.261	40.245	25.091	1:34.597	254
7	30.268	42.506	25.952	1:38.726	282	7	29.399	40.229	25.093	1:34.721	267
8	30.521	42.035	26.029	1:38.585	286	8	29.137	40.539	25.137	1:34.813	254
9	29.986	42.064	25.799	1:37.849	264	9	29.080	40.318	25.250	1:34.648	274
19 Phil LOVETT (NSW) (DNF)											
1	34.407	40.438	24.779	1:39.624	271						
20 Matt WALTERS (NSW) (1st)						26 Sean CONDON (NSW) (2nd)					
1	33.044	39.495	24.414	1:36.953	267	1	33.696	39.697	24.704	1:38.097	282
2	28.332	39.458	24.548	1:32.338	271	2	28.565	39.659	24.638	1:32.862	286
3	28.345	39.464	24.502	1:32.311	274	3	28.486	39.670	24.804	1:32.960	282
4	28.523	39.624	24.516	1:32.663	264	4	28.410	39.735	24.971	1:33.116	282
5	28.291	39.430	24.566	1:32.287	267	5	28.544	39.790	24.813	1:33.147	286
6	28.544	39.669	24.545	1:32.758	278	6	28.550	40.016	24.827	1:33.393	290
7	28.718	39.739	24.668	1:33.125	282	7	28.404	39.784	24.689	1:32.877	278

Chief Time Keeper - Scott Laing

Clerk of Course - Tom Williams



Computime Race Timing Systems Pty Ltd © 1996
Licensed to Computime Race Timing Systems
www.computime.com.au

COMPUTIME RACE TIMING SYSTEMS PTY LTD
9 Timber Lane, Glen Waverley, Vic 3150. Ph : 0418 17 13 17
E-mail : scott@computime.com.au





2013 QBE



Delivering Certainty

Round 4 & 5 : Sydney Motorsports Park : August 1 - 4

PROSTOCK

Round 4 - Race 1

Date: 03/08/13
Event: R03
Weather: Mostly sunny - Temp: 14.6C
Track: Dry - Temp: 22.3C

Started at: 10:10:59
Laps: 9
Starters: 21
Printed at: 10:28

PROVISIONAL SPLIT TIMES

Table with columns: Lap, Split 1, Split 2, Split 3, Lap Time, Speed. Rows include data for riders 29 Patrick LEE, 30 Angus REEKIE, 34 Brayden CARR, 39 Robert MORTON, 47 Paul BYRNE, and 51 Dustin GOLDSMITH.

Handwritten signature of Scott Laing

Chief Time Keeper - Scott Laing


Handwritten signature of Tom Williams

Clerk of Course - Tom Williams



Computime Race Timing Systems Pty Ltd © 1996
Licensed to Computime Race Timing Systems
www.computime.com.au

COMPUTIME RACE TIMING SYSTEMS PTY LTD
9 Timber Lane, Glen Waverley, Vic 3150. Ph : 0418 17 13 17
E-mail : scott@computime.com.au





2013 QBE



Delivering Certainty

Round 4 & 5 : Sydney Motorsports Park : August 1 - 4

PROSTOCK

Round 4 - Race 1

Date: 03/08/13
Event: R03
Weather: Mostly sunny - Temp: 14.6C
Track: Dry - Temp: 22.3C

Started at: 10:10:59
Laps: 9
Starters: 21
Printed at: 10:28

PROVISIONAL SPLIT TIMES

Lap	Split 1	Split 2	Split 3	Lap Time	Speed	Lap	Split 1	Split 2	Split 3	Lap Time	Speed
57 Joel HUGHES (NSW) (DNF)						73 Rohan WOOD (WA) (DNF)					
						1	37.049	41.960	25.578	1:44.587	286
						2	29.855	41.636	25.915	1:37.406	274
58 Greg WATSON (NSW) (16th)						74 Andrew KINGS (NSW) (13th)					
1	39.830	45.301	27.652	1:52.783	267	1	37.706	42.804	26.121	1:46.631	278
2	31.763	44.510	27.634	1:43.907	251	2	30.447	42.798	26.220	1:39.465	282
3	31.589	44.282	27.319	1:43.190	260	3	30.447	42.151	26.107	1:38.705	282
4	32.115	44.103	27.466	1:43.684	257	4	30.448	42.186	26.878	1:39.512	264
5	31.637	44.373	27.548	1:43.558	257	5	30.725	42.426	25.818	1:38.969	286
6	31.626	44.026	27.319	1:42.971	254	6	30.791	43.054	25.802	1:39.647	278
7	31.684	43.634	27.273	1:42.591	254	7	30.118	41.690	25.817	1:37.625	274
8	31.948	44.391	28.009	1:44.348	221	8	30.230	42.004	25.959	1:38.193	274
60 Ben BURKE (NSW) (4th)						79 Di JONES (NSW) (15th)					
1	34.902	40.614	24.881	1:40.397	294	1	38.182	43.949	26.897	1:49.028	267
2	28.639	40.202	24.797	1:33.638	290	2	31.370	44.482	27.353	1:43.205	236
3	28.678	39.806	24.842	1:33.326	282	3	31.635	45.124	27.353	1:44.112	267
4	28.543	40.116	24.865	1:33.524	286	4	31.565	44.502	27.190	1:43.257	260
5	28.831	40.455	24.915	1:34.201	294	5	32.078	44.691	28.855	1:45.624	233
6	28.931	40.158	24.994	1:34.083	271	6	32.594	44.758	27.492	1:44.844	251
7	28.533	40.241	25.079	1:33.853	267	7	37.011	45.525	27.776	1:50.312	233
8	28.723	39.919	25.014	1:33.656	282	8	33.279	44.424	27.809	1:45.512	212
9	28.505	40.132	25.103	1:33.740	274	96 Mathew HARDING (NSW) (7th)					
66 Adam CHRISTIE (SA) (11th)						1	35.921	41.306	25.354	1:42.581	278
1	36.899	41.438	24.967	1:43.304	290	2	29.593	40.991	25.067	1:35.651	299
2	29.384	40.940	24.895	1:35.219	286	3	30.045	40.403	24.834	1:35.282	299
3	29.861	40.790	24.980	1:35.631	290	4	28.891	40.332	25.625	1:34.848	274
4	31.473	40.469	25.087	1:37.029	282	5	28.784	40.540	24.842	1:34.166	282
5	29.847	40.617	25.200	1:35.664	260	6	28.945	40.089	24.652	1:33.686	274
6	29.041	40.505	25.177	1:34.723	278	7	28.651	39.989	24.779	1:33.419	282
7	29.195	40.639	25.107	1:34.941	278						
8	28.874	40.309	25.030	1:34.213	278						
9	28.985	40.645	25.659	1:35.289	264						


Chief Time Keeper - Scott Laing

Clerk of Course - Tom Williams



Computime Race Timing Systems Pty Ltd © 1996
Licensed to Computime Race Timing Systems
www.computime.com.au

COMPUTIME RACE TIMING SYSTEMS PTY LTD
9 Timber Lane, Glen Waverley, Vic 3150. Ph : 0418 17 13 17
E-mail : scott@computime.com.au





2013 QBE



Delivering Certainty

Round 4 & 5 : Sydney Motorsports Park : August 1 - 4

PROSTOCK

Round 4 - Race 1

Date: 03/08/13
Event: R03
Weather: Mostly sunny - Temp: 14.6C
Track: Dry - Temp: 22.3C

Started at: 10:10:59
Laps: 9
Starters: 21
Printed at: 10:28

PROVISIONAL SPLIT TIMES

Lap	Split 1	Split 2	Split 3	Lap Time	Speed	Lap	Split 1	Split 2	Split 3	Lap Time	Speed
8	28.763	40.430	24.754	1:33.947	274	9	28.830	40.255	25.018	1:34.103	299

*** Rider 58 (Greg WATSON (NSW)) - 10 second penalty imposed by Clerk of Course for jumped start ***

The results are provisional until the end of the time limit for protests and appeals.


Chief Time Keeper - Scott Laing

Clerk of Course - Tom Williams



Computime Race Timing Systems Pty Ltd © 1996
Licensed to Computime Race Timing Systems
www.computime.com.au

COMPUTIME RACE TIMING SYSTEMS PTY LTD
9 Timber Lane, Glen Waverley, Vic 3150. Ph : 0418 17 13 17
E-mail : scott@computime.com.au





2013 QBE



Delivering Certainty

Round 4 & 5 : Sydney Motorsports Park : August 1 - 4

PROSTOCK

Round 4 - Race 1

Date: 03/08/13
Event: R03
Weather: Mostly sunny - Temp: 14.6C
Track: Dry - Temp: 22.3C

Started at: 10:10:59
Laps: 9
Starters: 21
Printed at: 10:28

PROVISIONAL FASTEST LAPS SEQUENCE

Lap	Race Pos	No	Name	Machine	Fastest Lap	On Lap
1	1	20	Matt WALTERS (NSW)	Kawasaki ZX10R	1:36.953	1
2	1	20	Matt WALTERS (NSW)	Kawasaki ZX10R	1:32.338	2
3	1	20	Matt WALTERS (NSW)	Kawasaki ZX10R	1:32.311	3
5	1	20	Matt WALTERS (NSW)	Kawasaki ZX10R	1:32.287	5

*** Rider 58 (Greg WATSON (NSW)) - 10 second penalty imposed by Clerk of Course for jumped start ***

The results are provisional until the end of the time limit for protests and appeals.


Chief Time Keeper - Scott Laing

Clerk of Course - Tom Williams



Computime Race Timing Systems Pty Ltd © 1996
Licensed to Computime Race Timing Systems
www.computime.com.au

COMPUTIME RACE TIMING SYSTEMS PTY LTD
9 Timber Lane, Glen Waverley, Vic 3150. Ph : 0418 17 13 17
E-mail : scott@computime.com.au





2013 QBE



Delivering Certainty

Round 4 & 5 : Sydney Motorsports Park : August 1 - 4

PROSTOCK Round 4 - Race 1

Started at: 10:10:59
Laps: 9
Starters: 21
Printed at: 10:28

Date: 03/08/13
Event: R03
Weather: Mostly sunny - Temp: 14.6C
Track: Dry - Temp: 22.3C

PROVISIONAL LAP SHEET

Table with 15 columns: No, Lap Time, Gap, No, Lap Time, Gap, No, Lap Time, Gap, No, Lap Time, Gap, No, Lap Time, Gap. It lists rider numbers and their lap times for laps 1 through 9.

*** Rider 58 (Greg WATSON (NSW)) - 10 second penalty imposed by Clerk of Course for jumped start ***

The results are provisional until the end of the time limit for protests and appeals.

Handwritten signature of Scott Laing


Chief Time Keeper - Scott Laing

Handwritten signature of Tom Williams

Clerk of Course - Tom Williams



Computime Race Timing Systems Pty Ltd © 1996
Licensed to Computime Race Timing Systems
www.computime.com.au
COMPUTIME RACE TIMING SYSTEMS PTY LTD
9 Timber Lane, Glen Waverley, Vic 3150. Ph : 0418 17 13 17
E-mail : scott@computime.com.au





2013 QBE



Delivering Certainty

Round 4 & 5 : Sydney Motorsports Park : August 1 - 4

PROSTOCK

Round 4 - Race 1

Date: 03/08/13
Event: R03
Weather: Mostly sunny - Temp: 14.6C
Track: Dry - Temp: 22.3C

Started at: 10:10:59
Laps: 9
Starters: 21
Printed at: 10:28

PROVISIONAL LAP CHART

Grid	1	2	3	4	5	6	7	8	9
20	20	20	20	20	20	20	20	20	20
51	26	26	26	26	26	26	26	26	26
19	51	51	51	51	51	51	51	51	51
26	21	21	21	21	21	60	60	60	60
21	19	60	60	60	60	21	21	21	21
30	60	30	15	15	15	15	15	15	15
60	30	15	30	30	30	30	30	30	96
57	34	22	22	22	96	96	96	96	30
34	22	34	96	47	22	22	47	47	47
15	15	96	34	96	47	47	22	22	22
22	96	47	47	34	34	66	66	66	66
47	47	66	66	39	66	39	39	39	39
96	66	39	39	66	39	34	74	74	74
66	39	73	74	17	17	17	17	17	17
74	73	74	17	74	74	74	34	58	
73	74	17	79	79	79	79	58	79	
39	17	79	58	58	58	58	79	29	
17	79	58	29	29	29	29	29		
79	58	29							
58	29								
29									

*** Rider 58 (Greg WATSON (NSW)) - 10 second penalty imposed by Clerk of Course for jumped start ***

The results are provisional until the end of the time limit for protests and appeals.

Chief Time Keeper - Scott Laing

Clerk of Course - Tom Williams



Computime Race Timing Systems Pty Ltd © 1996
Licensed to Computime Race Timing Systems
www.computime.com.au

COMPUTIME RACE TIMING SYSTEMS PTY LTD
9 Timber Lane, Glen Waverley, Vic 3150. Ph : 0418 17 13 17
E-mail : scott@computime.com.au

